

## Viewing Your Bright Futures Evaluation

*Did you know that high school students can track their status towards meeting Bright Futures on the FloridaShines website?*

*Follow the steps below to view your child's Bright Futures evaluation. If you have issues or questions, please contact your child's high school counselor.*


1. Go to [www.floridashines.org](http://www.floridashines.org)





2. Click on the Go to College link.





3. Under the Go to College link, click on Pay for College.



Go to College

Succeed in College



Go to College

PARTICIPATE IN VIRTUAL COLLEGE WEEK

EXPLORE COLLEGES & UNIVERSITIES

## PAY FOR COLLEGE

It's possible to earn a degree without a mountain of debt.  
Learn more and make a plan.

4. Click on the Check Now button under Bright Futures.


### Bright Futures Scholarships


Bright Futures Scholarships are awarded, based primarily on academic achievement, to recent Florida high school graduates who are pursuing an undergraduate degree at a public college or university in the state. Scholarship amounts vary based on GPA, scores on college entrance exams, community service hours and other factors.

Evaluations are based on information from your school district and the Florida Department of Education. You should verify your information and your eligibility with your school counselor.

Check Now

5. Enter your school district, last name, and Florida Student ID (your SSN with an X or your 10 digit local ID number).





### Bright Futures Scholarship Eligibility Evaluation

--- Select Your District ---

Enter Your Last Name:

Enter Your Florida Student Identification Number:

Your Florida student identification number is your Social Security Number with an X at the end or a ten digit number provided by your school.

Submit